



Supervising High Risk Offenders in the District of Columbia: Identification, Accountability, Focused Deterrence, Programming, and Opportunity

FOR THE 5TH WORLD CONGRESS ON PROBATION AND PAROLE
SEPTEMBER 30, 2022

COMMUNITY
ACCOUNTABILITY
& JUSTICE

Agenda

Overview

About CSOSA
The Violence Problem
New Approach and Realignment

High Risk Offenders

CSOSA's Population
HRO Identification
Movement and Guidance
HRO Interventions and Opportunities
Accountability and Focused Deterrence

Collaboration

Internal Collaborations
CSOSA Embedded Officers
External Collaboration

CSOSA's Mission

A federal agency mandated to effectively supervise adults under our jurisdiction in the District of Columbia to enhance public safety, reduce recidivism, support the fair administration of justice, and promote accountability, inclusion and success through the implementation of evidence-based practices in close collaboration with our criminal justice partners and the community.



Additional Noteworthy Facts

Two releasing authorities.

Parole abolished in DC in 2000.

DC has a jail but does not have a prison.

The Violence Problem

- 3.89 million people in the US, **1 in 66 adults**, under community supervision.¹
- Between 2005 and 2020, individuals under supervision with **violent charges increased**:²
 - Probationers: 10%-15%
 - Parolees: 23%-26%

¹Probation and Parole in the United States, 2020, Bureau of Justice Statistics (ojp.gov). Kaeble, Danielle, NCJ# 303102, December 2021.

²ibid, pgs. 23 and 26.

More on the Violence Problem

- 2014 Swedish Study: Majority of violent crimes committed by a small number of **persistent violent offenders**.³
- 2019 US Sentencing Commission: Offenders who engage in violent criminal activity recidivate at a **higher rate, more quickly, and for more serious crimes** than non-violent offenders.⁴

³The 1 % of the population accountable for 63 % of all violent crime convictions (nih.gov). Falk, Wallinius, Lundstrom, Frisell, Anckarsater, and Kerekes. 2014; 49(4): 559-571.

⁴Recidivism Among Federal Violent Offenders (ussc.gov). US Sentencing Commission, January 2019.

The Violence Problem -- Comparable Cities

2022 HOMICIDES (JAN-JUNE) FOR DC AND COMPARABLY SIZED CITIES

POPULATION RANK	CITY	STATE	POPULATION	HOMICIDES	HOMICIDES PER 100,000
19	Seattle	Washington	733,919	25	3.4
20	Denver	Colorado	711,463	53	7.4
21	Oklahoma City	Oklahoma	687,725	34	4.9
22	Nashville	Tennessee	678,851	58	8.5
23	El Paso	Texas	678,415	12	1.8
24	Washington	District of Columbia	670,050	104	15.5
25	Boston	Massachusetts	654,776	13	2.0
26	Las Vegas	Nevada	646,790	62	9.6
27	Portland	Oregon	641,162	41	6.4
28	Detroit	Michigan	632,464	133	21.0
29	Louisville	Kentucky	628,594	84	13.4
30	Memphis	Tennessee	628,127	121	19.3
31	Baltimore	Maryland	576,498	179	31.0

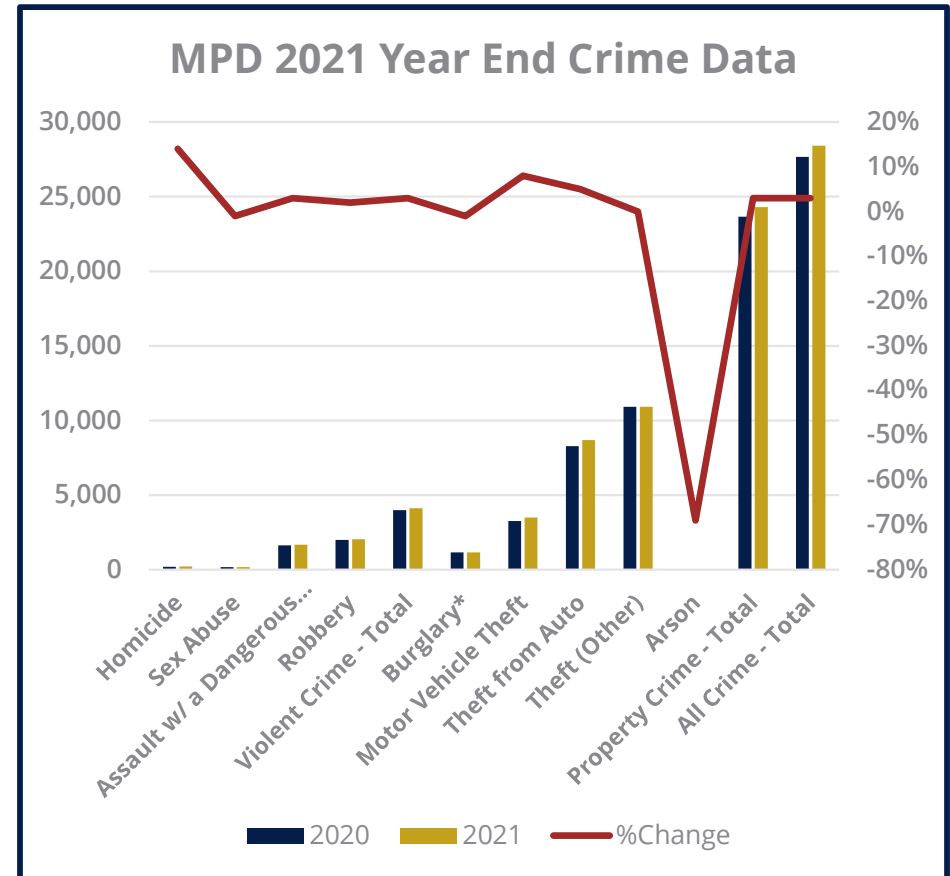
Sources:

Population Rank: [**https://en.wikipedia.org/wiki/List_of_United_States_cities_by_population](https://en.wikipedia.org/wiki/List_of_United_States_cities_by_population)

Homicide Counts: Major Cities Chiefs Association - <https://majorcitieschiefs.com/wp-content/uploads/2022/08/MCCA-Violent-Crime-Report-2022-and-2021-Midyear.pdf>

The Violence Problem in DC

OFFENSE	2020	2021	% CHANGE
Homicide	198	226	14%
Sex Abuse	177	176	-1%
Assault w/ a Dangerous Weapon	1,631	1,675	3%
Robbery	1,998	2,040	2%
TOTAL VIOLENT CRIME	4,004	4,117	3%
Burglary*	1,178	1,172	-1%
Motor Vehicle Theft	3,262	3,515	8%
Theft from Auto	8,285	8,690	5%
Theft (Other)	10,928	10,915	0%
Arson	13	4	-69%
TOTAL PROPERTY CRIME	23,666	24,296	3%
ALL CRIME - TOTAL	27,670	28,413	3%



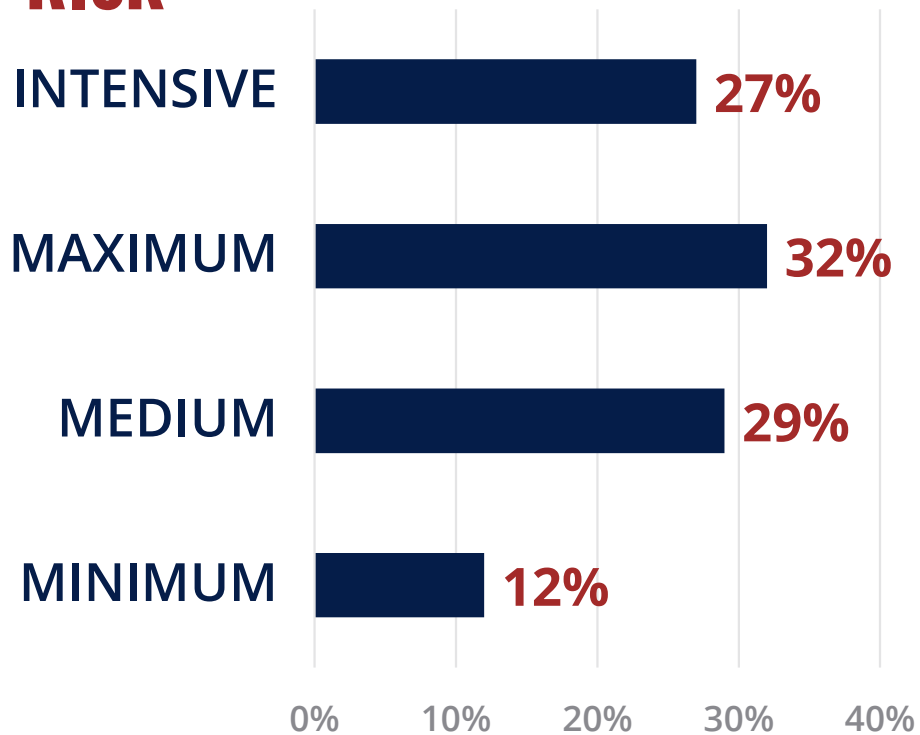
Source: <https://mpdc.dc.gov/node/197622>

New Approach and Realignment

- New Director, Richard S. Tischner, 2019
- Creation of specialized teams to specifically address high risk offenders:
 - **High Intensity Supervision Teams (HISTs)**: 2019
 - **Engagement and Intervention Centers (EICs)**: 2020
 - **Fugitive Apprehension Unit (FAU)**: *under development*
- Restructured Divisions
 - Split supervision function
 - Integrated HIST teams
 - Increased our Rapid Engagement Team (RET)

CSOSA's Total Supervised Population

RISK



NEEDS



12% have unstable housing



73% of employable are unemployed


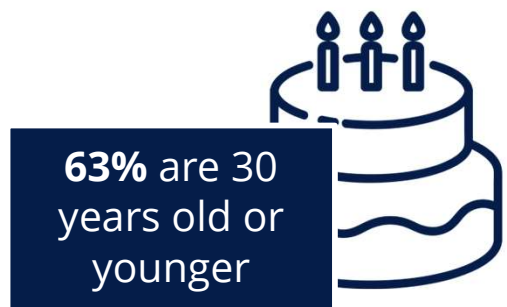


34% mental health; 25% immediate, 82% history, SA treatment

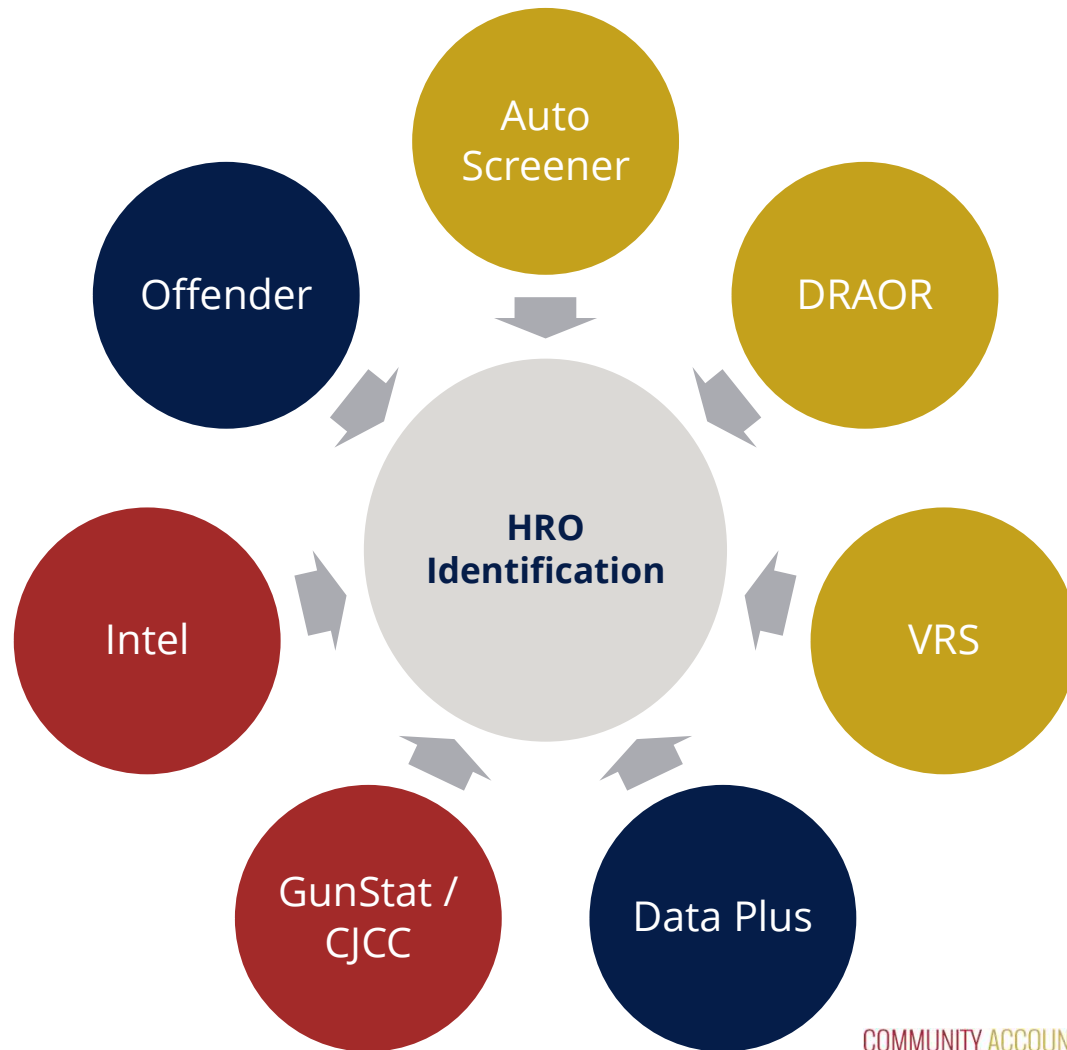


34% have less than a high school diploma

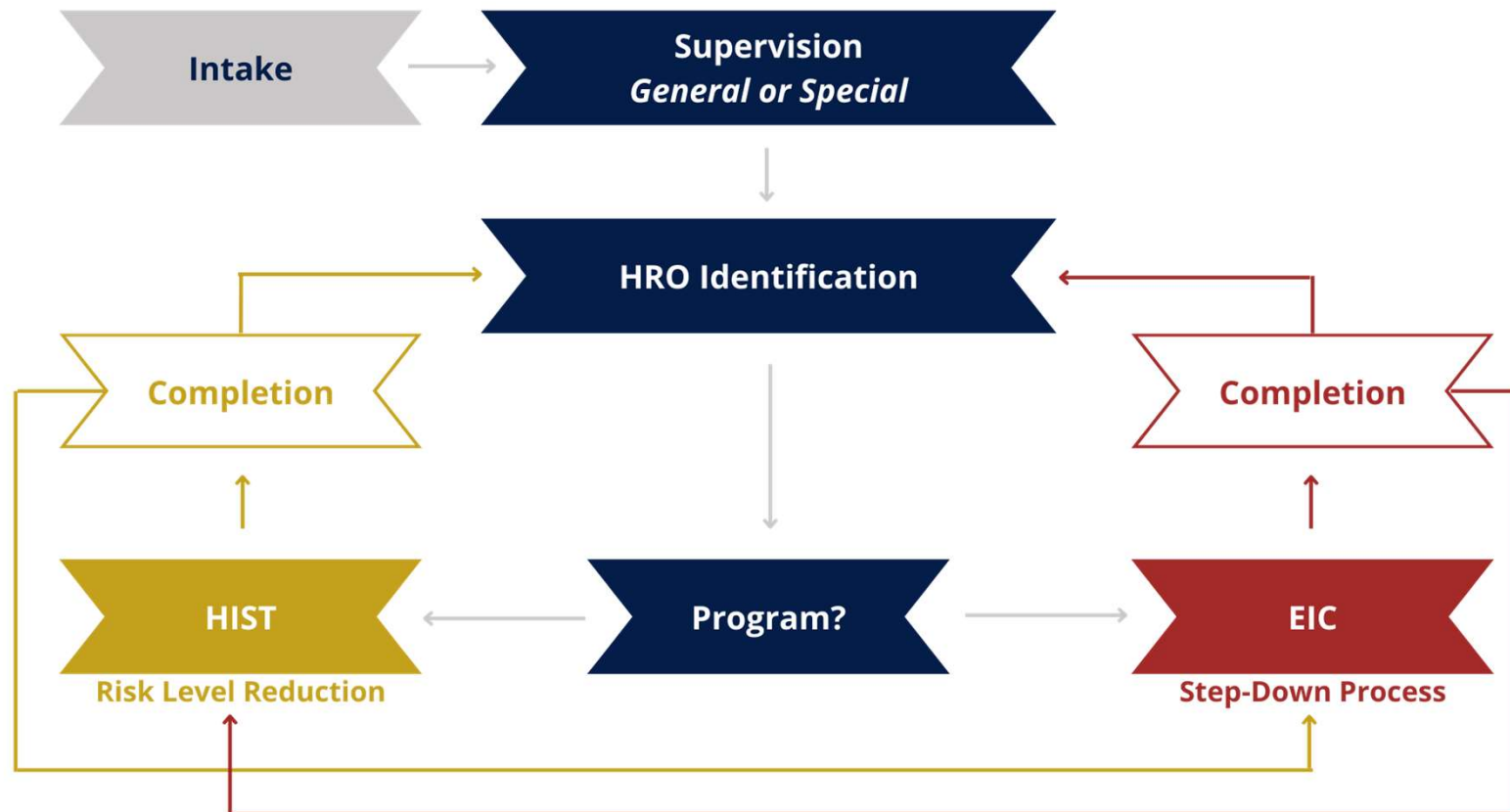
CSOSA's High Risk Offender (HRO) Population



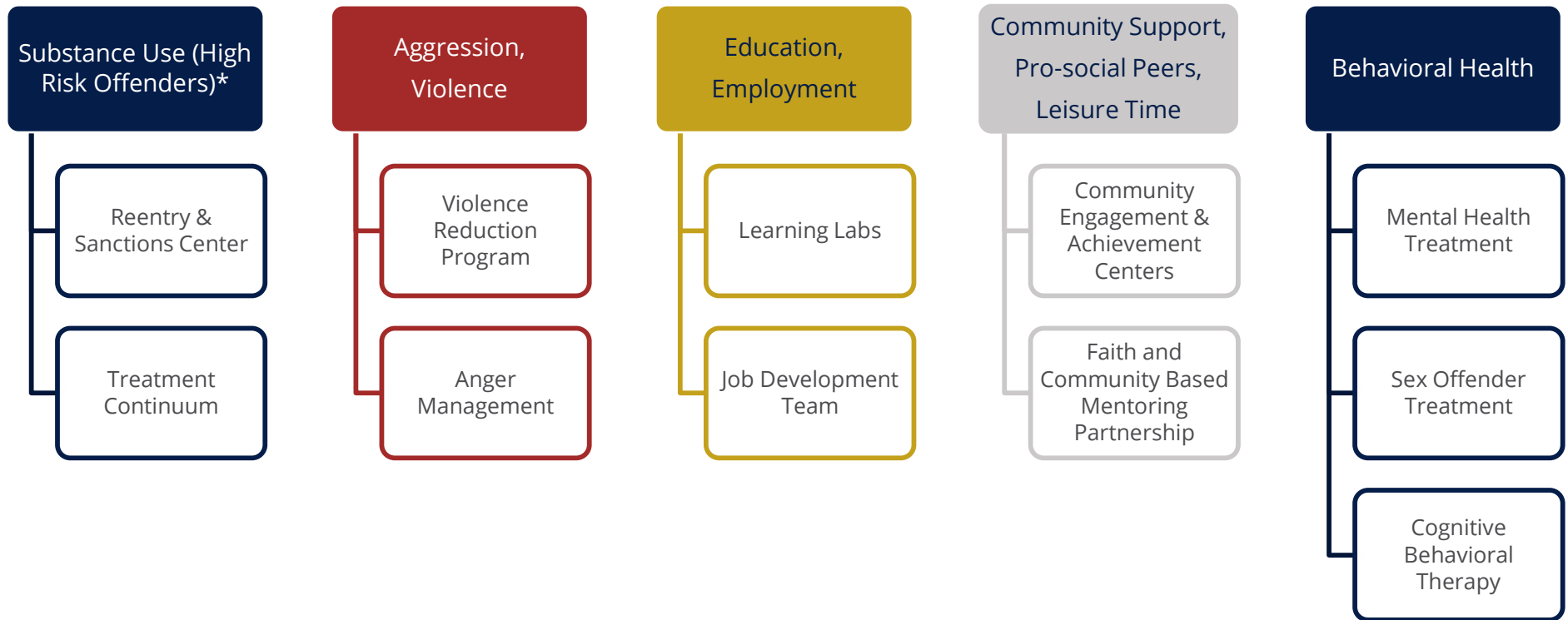
Identifying the High Risk Offender



Movement and Guidance



Responsivity: CSOSA's Interventions



HRO Interventions and Opportunities

HIST	INTERVENTIONS	EIC
Decision Points Anger Management Moral Reconciliation Therapy Violence Reduction Program	PROGRAMS	Decision Points Anger Management Journaling T4C Victim Impact Panel
Community Engagement & Achievement Center (CEAC) Office of Neighborhood Safety & Engagement (ONSE) EZ Street Music Academy Georgetown Pivot Program	OPPORTUNITIES	Vocational Development Academy (VDA) Office of Neighborhood Safety & Engagement (ONSE) EZ Street Music Academy Georgetown Pivot Program
HIST	DIFFERENCES	EIC
Violence, Weapons, Sex	OFFENDERS	Primary Gun Offenders
Inter-Disciplinary Teams (IDTs)	STRUCTURE	Completely Integrated Model
1:25	CASELOAD	1:15
Minimum 2/week	CONTACTS	Minimum 4-6/week

CSOSA Opportunities



- Job Fairs
- Recognition Ceremonies
- Training Opportunities
- EZ Street Music Academy
- Georgetown Pivot Program
- Vocational Development Academy
- Hire One
- Office of Neighborhood Safety & Engagement
- Credible Messenger Program

Accountability and Focused Deterrence



- Assessments
- Focus on High-Risk Offenders
- Removal from the Community
- Intelligence Sharing

Accountability and Focused Deterrence at CSOSA

COMPLIANCE, MONITORING & INTELLIGENCE CENTER (CMIC)

- Community engagement with offenders.
- Quick responses to program walk-aways, non-reporters, and absconders.
- Rapport building with community and law enforcement stakeholders.

GPS MONITORING UNIT

- Special Condition.
- Sanction.

RAPID ENGAGEMENT TEAMS (RET)

- Community engagement with offenders.
- Quick responses to program walk-aways, non-reporters, and absconders.
- Rapport building with community and law enforcement stakeholders.

REENTRY AND SANCTIONS CENTER

Collaborations

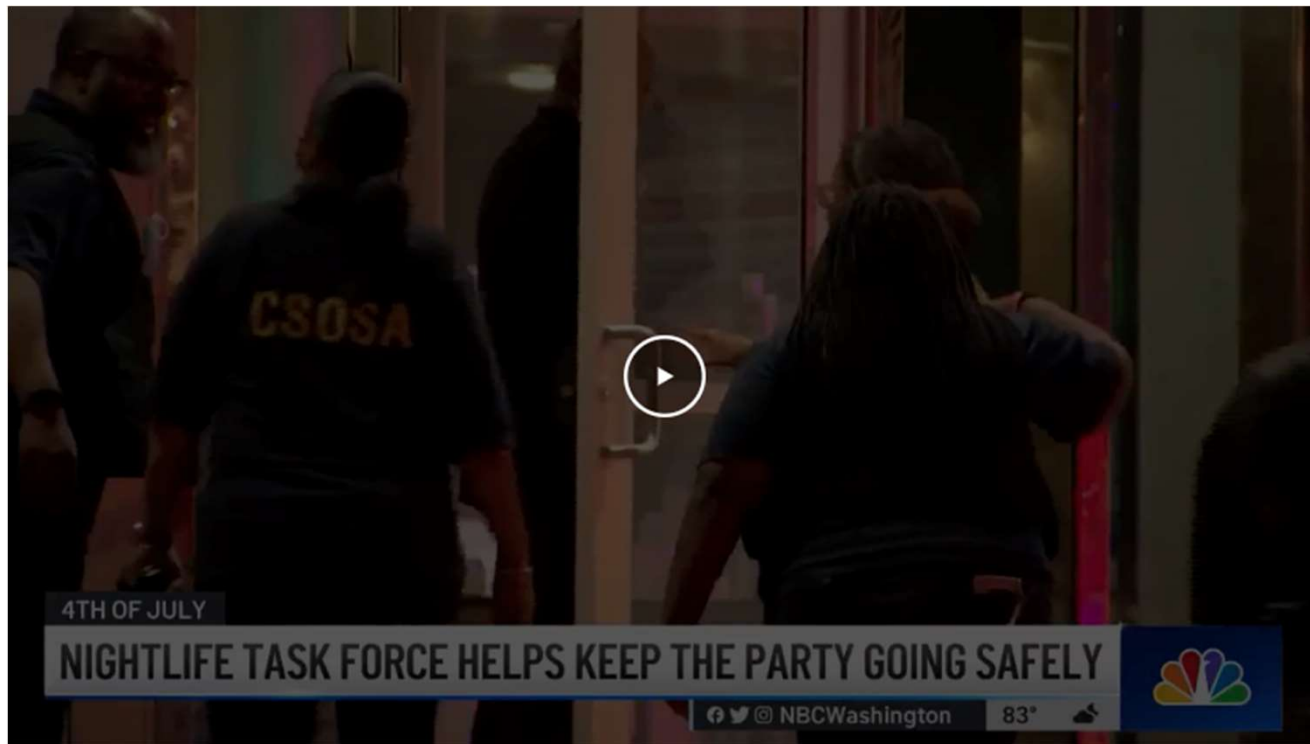
- **Internal Collaborations**
 - Compliance, Monitoring, and Intelligence Center
 - Rapid Engagement Team
 - Rapid Response Officers
- **External Collaborations**
 - DC Government Agencies
 - Federal Government Agencies
 - Community Organizations
- **CSOSA Embedded Officers**



External Collaborations



External Collaboration Example



Source: [DC Nightlife Task Force Helps Keep the Party Going Safely – NBC4 Washington \(nbcwashington.com\)](https://www.nbcwashington.com/news/4th-of-july-nightlife-task-force-helps-keep-the-party-going-safely/1051177/)



CONTACT US

Yolanda Bethea | yolanda.bethea@csosa.gov

Deputy Associate Director

Office of Community Supervision and Intervention Services (OCSIS)

Office: (202) 585-7339 | Mobile: (202) 507-3632

Debra Kafami, Ph.D. | debra.kafami@csosa.gov

Deputy Associate Director

Office of Community Supervision and Intervention Services (OCSIS)

Office: (202) 585-7403 | Mobile: (240) 882-4640

Connect with CSOSA Online

 | www.csosa.gov

 | [@DC_CSOSA](https://twitter.com/DC_CSOSA)

 | [/DCCSOSA](https://www.facebook.com/DCCSOSA)



CSOSA

633 INDIANA AVENUE, NW, WASHINGTON, DC 20004-2902 | P (202) 220-5300 | F (202) 220-5350